







Wood & Wires

threesongs

BACK IN BLACK
CROOKED TEETH
FREIGHT TRAIN

BACK IN BLACK - AC/DC



A

DATE: / /

Handwritten musical notation for section A, measures 1-6. Chords E and D are indicated above the first measure. Chords A, G, D, and A are indicated above the subsequent measures. The notation includes fret numbers (0-4) and rhythmic values (3, 2, 0) on the six strings.

B

Handwritten musical notation for section B, measures 1-6. Chords G, D, and A are indicated above the first measure. Chords G and D are indicated above the subsequent measures. The notation includes fret numbers (0-4) and rhythmic values (3, 2, 0) on the six strings.







C

Handwritten musical notation for section C, measures 1-6. The notation includes fret numbers (0-5) and rhythmic values (3, 2, 0, 1, 2, 2) on the six strings. The section is repeated four times (x4) and then two times (x2).

capo 2

CROOKED TEETH

- Death Cab
For Cutie



DATE: _/ _/ _

verse =

(A)

Musical notation for Verse (A):

Staff 1: Emin 7 | A7 | C | G

Staff 2: " | " | " | "

(A) riff

Musical notation for Riff (A):

Staff 1: 2 2 4 | 2 2 | 5 4 3 3 | 2 4 0 0 | 4 3 .

Staff 2: 2 2 2 | 2 2 | 2 2 2 0 | 5 5 4 2 | 0 0 0

last (A) riff

Musical notation for Last Riff (A):

Staff 1: 2 2 4 | 2 2 2 0 | 5 5 4 2 | 0 0 0

Staff 2: 2 2 2 | 2 2 | 2 2 2 0 | 5 5 4 2 | 0 0 0

(B)

Musical notation for Section (B):

Staff 1: Emin | Emin/D# | Emin/D | B7 | Emin | Emin/D# | Emin/D | A7

Staff 2: 5 5 4 | 4 4 4 | 3 3 4 | 4 4 4 | 5 5 4 | 4 4 4 | 3 3 2 | 2 2 0

Staff 3: 4 4 | 4 4 | 4 4 | 4 4 | 4 4 | 4 4 | 4 4 | 0 0

chorus (C)

Musical notation for Chorus (C):

Staff 1: C | G | D | D | A7 | B7 | Em | A7

Staff 2: " | " | " | " | " | " | " | "

Annotations: x4 last time, (D) bridge/middle eight, x2

Empty musical staff for practice or additional notation.



ALTHOUGH MOST SONGS USE STANDARD TUNING, THERE ARE MANY ALTERNATE TUNINGS.

- FREIGHT TRAIN -

TAB

C G G7

3 0 | 3 1 | 0 3 | 1

3 2 3 2 | 3 2 3 2 | 0 0 | 0 0

3 3 | 3 3 | 3 3 | 3 3

G C

3 1 | 3 0 | 1 3 | 0

0 0 | 0 0 | 3 2 3 2 | 3 2 3 2

3 3 | 3 3 | 3 3 | 3 3

E(7) Amin

0 1 | 0 0 | 1 3 | 1

2 2 | 2 2 | 0 2 0 2 | 0 2 0 2

0 0 | 0 0 | 0 0 | 0 0

C G C

0 1 | 0 3 | 1 0 | 1

3 2 3 2 | 0 0 | 3 2 3 2 | 3 2 3 2

3 3 | 3 3 | 3 3 | 3 3